



WOOD PANEL

Natural Wood Panel Garage Doors

Construction

Our Wood Panel garage doors are constructed with a 1-3/8" finger-jointed Hem/Fir stile and rail wood frame using Mortise & Tenon joints. Standard raised panels are 5/8" Western Red Cedar. Standard recessed panels are 1/4" exterior Luan plywood. Doors 12' or wider will have 1/4" Luan plywood laminated to the interior side of the bottom section for superior reinforcement. Doors are standard without finish applied, paint grade and available up to 20' wide and 14' high, but not to exceed 200 sq. ft. (for larger sizes, please contact your Northwest Door Dealer). Doors are equipped with standard lift 15" radius 10,000 cycle torsion spring hardware; galvanized hinges, 2" or 3" galvanized struts as required by weight or size and nylon rollers, manual push-up operation.

Options

- 1 Solid Rail Hem/Fir Frame (no finger joints)
- 2 Stain Grade - Includes solid rail frame with plywood and/or raised panels suitable for staining (panels will be similar in color, but not an exact match)
- 3 Flush Back - 1/4" Luan plywood laminated to the interior of entire door, or plywood back on bottom section only (standard on doors 12' or wider)
- 4 Insulate and Flush Back - Insulate door with Polystyrene (EPS) and 1/4" Luan plywood back
- 5 Designer Windows and Optional Glass - See page 3
- 6 Odd Sizes - Non standard sizes are available in 1" increments
- 7 Panel Configurations - Almost limitless panel heights and widths
- 8 Optional Raised Panels - Hem/Fir or Redwood in lieu of Western Red Cedar
- 9 Optional all Redwood or all Western Red Cedar frame and panels (or other custom wood)
- 10 Laminate back of raised panels with 1/8" plywood (highly recommended)
- 11 Optional Recessed Panels - Exterior glued 3/8" rough sawn Okoume plywood or 3/8" (MDO - Paint Grade only) medium density overlay plywood in lieu of 1/4" exterior Luan plywood panels
- 12 Custom Arches - Arched top rail and door panels
- 13 Priming - Door primed with exterior grey acrylic primer
- 14 Low Headroom or High Lift Torsion Hardware - 3-1/2" and 6" low headroom or high lift as required
- 15 High Cycle Springs - 25,000; 50,000 or 100,000 cycle springs
- 16 Powder Coated Hardware - Black, Red, Grey, White, Brown or custom color operational hardware

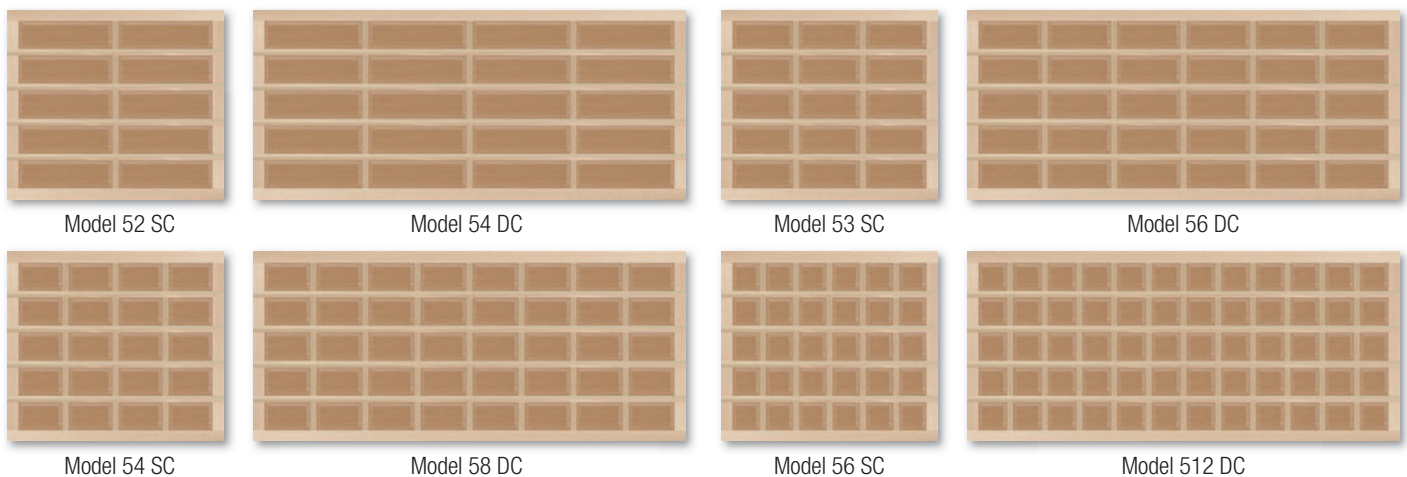


Raised




Recessed

Standard Raised Panel Door Configurations



Optional Designer Window Inserts

Raised Panel Doors with Inserts



52 SC Stockton




52 SC Sherwood




52 SC Cathedral




52 SC Williamsburg




52 SC Plain Lite



54 SC Stockton




54 SC Sherwood



54 SC Cathedral



54 SC Williamsburg



54 SC Plain Lite

Recessed Panel Doors with Inserts



42 SC Stockton



42 SC Sherwood




42 SC Cathedral



42 SC Williamsburg




42 SC Plain Lite



44 SC Stockton




44 SC Sherwood



44 SC Cathedral



44 SC Williamsburg



44 SC Plain Lite

Glass Options

Windows are available on all door models. Window designs are shown by product on each product's page. 1/8" clear annealed glass is standard. Insulated, tempered, tinted and other specialty glass types are available to suit your particular needs. Additional glass options are available at www.NorthwestDoor.com.



Clear



GreyLite



P516 Obscure



Bronze



Mistlite



Satin Etch



Frosted Gluechip



Black Laminated



White Laminated

Garage Door Replacement, A Great Investment!



Raised Wood Panel Model 323SR, 52 Stockton, No Bolts

According to **Remodeling Magazine's Cost vs. Value Annual Report**, year after year, a garage door replacement with upscale garage doors has continued to be one of the highest ROIs (*Return on Investment*) of all exterior remodeling projects.

HÖRMANN NORTHWEST DOOR

a member of the Hörmann group

As one of the world's leading manufacturers of doors we're committed to providing the best quality, value, and selection. Whether residential or commercial; whether steel, aluminum, wood, or high density polystyrene; whether traditional or contemporary; we have the door you're looking for. Each Northwest Door product gives you the perfect array of benefits and options with the drive to match.

CALL US ► 1-800-522-2264

Hörmann Northwest Door, LLC
19000 Canyon Road East, Puyallup, WA 98375-9746
Phone: 253-375-0700 Fax: 253-375-0800
Email: info@northwestdoor.com
www.northwestdoor.com



Northwest Door LLC, Puyallup, WA




Hörmann LLC, Montgomery, IL



TNR Industrial Doors Inc., Barrie, ON (CAN)



Hörmann LLC, Sparta, TN



Hörmann Flexon LLC, Burgettstown, PA

AVAILABLE FROM:

